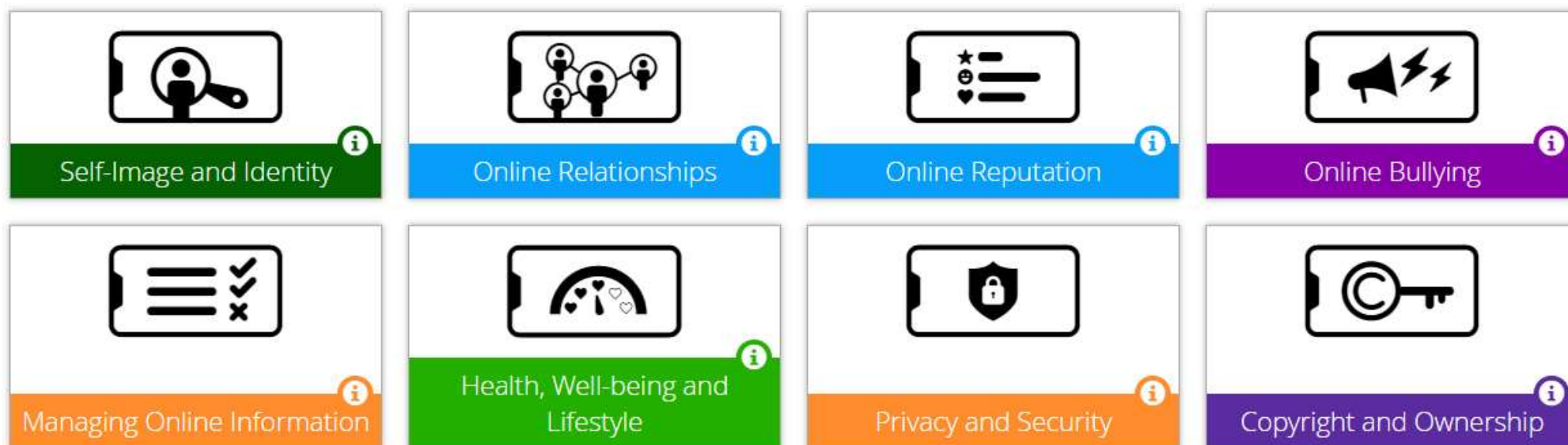


## E-Safety Curriculum Overview

At West Park Academy our E-Safety curriculum is based on the [Education for a Connected World Framework](#). This is split into 8 strands and is taught in PSHE lessons or within Computing lessons.

Resources and lesson plans are available through the Project Evolve toolkit





## Self-image and identity

This strand explores the differences between online and offline identity beginning with self-awareness, shaping online identities and media influence in propagating stereotypes. It identifies effective routes for reporting and support and explores the impact of online technologies on self-image and behaviour.



## Online relationships

This strand explores how technology shapes communication styles and identifies strategies for positive relationships in online communities. It offers opportunities to discuss relationships, respecting, giving and denying consent and behaviours that may lead to harm and how positive online interaction can empower and amplify voice.



## Online reputation

This strand explores the concept of reputation and how others may use online information to make judgements. It offers opportunities to develop strategies to manage personal digital content effectively and capitalise on technology's capacity to create effective positive profiles.



## Online bullying

This strand explores bullying and other online aggression and how technology impacts those issues. It offers strategies for effective reporting and intervention and considers how bullying and other aggressive behaviour relates to legislation.



## Managing online information

This strand explores how online information is found, viewed and interpreted. It offers strategies for effective searching, critical evaluation of data, the recognition of risks and the management of online threats and challenges. It explores how online threats can pose risks to our physical safety as well as online safety. It also covers learning relevant to ethical publishing.



## Health, well-being and lifestyle

This strand explores the impact that technology has on health, well-being and lifestyle e.g. mood, sleep, body health and relationships. It also includes understanding negative behaviours and issues amplified and sustained by online technologies and the strategies for dealing with them.



## Privacy and security

This strand explores how personal online information can be used, stored, processed and shared. It offers both behavioural and technical strategies to limit impact on privacy and protect data and systems against compromise.



## Copyright and ownership


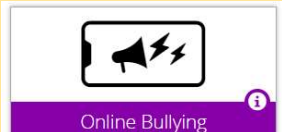













This strand explores the concept of ownership of online content. It explores strategies for protecting personal content and crediting the rights of others as well as addressing potential consequences of illegal access, download and distribution.

Lessons to be taught as part of:

PSHCE

Computing









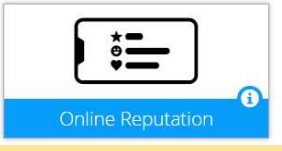

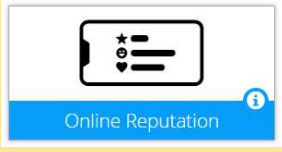


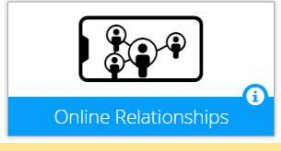



	Year 1	Year 2	Year 3	Year 4	Year 5	Year 6
Aut 1	 <p>Privacy and Security</p>	 <p>Online Bullying</p>	 <p>Online Bullying</p>	 <p>Health, Well-being and Lifestyle</p>	 <p>Online Reputation</p>	 <p>Online Bullying</p>
			 <p>Privacy and Security</p> <p>Communicating Online</p>			 <p>Health, Well-being and Lifestyle</p>
Aut 2	 <p>Self-Image and Identity</p>	 <p>Online Relationships</p>  <p>Online Reputation</p>	 <p>Online Reputation</p>	 <p>Online Bullying</p>	 <p>Privacy and Security</p>	 <p>Online Relationships</p>

Lessons to be taught as part of:

PSHCE

Computing



	Year 1	Year 2	Year 3	Year 4	Year 5	Year 6
Spr 1	 <p>Privacy and Security</p>	 <p>Managing Online Information</p>  <p>Copyright and Ownership</p> <p>Powerpoint</p>	 <p>Self-Image and Identity</p>	 <p>Privacy and Security</p> <p>+ Computing - Sway</p>	 <p>Online Bullying</p> <p>E-Safety Website</p>	 <p>Online Reputation</p>  <p>Managing Online Information</p>
Spr 2	 <p>Online Reputation</p>  <p>Managing Online Information</p>	 <p>Privacy and Security</p>	 <p>Online Relationships</p>	 <p>Self-Image and Identity</p>	 <p>Online Relationships</p>  <p>Copyright and Ownership</p> <p>Radio Station</p>	



Lessons to be taught as part of:

PSHCE

Computing



	Year 1	Year 2	Year 3	Year 4	Year 5	Year 6
Sum 1	<p>Health, Well-being and Lifestyle</p>	<p>Health, Well-being and Lifestyle</p>	<p>Copyright and Ownership</p> <p>Word Processing</p>	<p>Online Relationships</p> <p>Online Reputation</p> <p>Copyright and Ownership</p> <p>Green Screen Backgrounds</p>	<p>Self-Image and Identity</p> <p>Health, Well-being and Lifestyle</p>	<p>Self-Image and Identity</p> <p>Privacy and Security</p> <p>Preparing for Secondary School (Transition)</p>
Sum 2	<p>Online Relationships</p> <p>Online Bullying</p> <p>Copyright and Ownership</p> <p>Clicker</p>	<p>Self-Image and Identity</p>	<p>Managing Online Information</p> <p>Link to topic</p> <p>Health, Well-being and Lifestyle</p>	<p>Managing Online Information</p>	<p>Managing Online Information</p> <p>Link to researching for a topic</p>	<p>Copyright and Ownership</p> <p>Film Making</p>