

Spelling Curriculum: Information for Parents



Your child is on their journey to becoming a skilled speller. At our school, the children learn to spell following the Lingfield Education Trust spelling curriculum, which draws on the National Curriculum.







Curriculum Aims

Our spelling curriculum aims for all children to:

- Learn how to apply their phonics skills to writing.
- Develop an understanding of the different spelling patterns in the English language. We use the term 'patterns' rather than 'rules' because there are always exceptions to rules. The children learn more and less common patterns, including learning those which are 'tricky'.
- Learn strategies to help them apply their spellings at the point of writing.

How does it work?

Each week, the children are taught spelling within daily sessions. These follow a similar routine each week so that the children become familiar with these. They include:

-  Exploration of the spelling pattern, including the reasons behind the pattern and a range of words which use this pattern.
-  Using a 'phonics voice' to practise spelling some words which follow the pattern.
-  Using a 'spelling voice' by breaking words into syllables.
-  Learning the history of words (etymology) and how to build words (morphology)
-  Applying their spelling knowledge to a number of independent and paired activities, including within dictation.
-  Practising previous spelling patterns and other statutory words so that they become embedded in the children's long-term memory.

Making learning stick

Our curriculum aims for the children to be able to apply the spelling patterns to different rules, rather than just learning 10 words each week and then moving on.

To do this, we revisit previously taught spelling patterns within our weekly lessons as well as having dedicated weeks where we look at patterns we have learnt before. We also focus on applying our knowledge across the school day.

Spelling Bee



Each week, the children complete a Spelling Bee. This is where the children independently practise spelling some words from the week's pattern, alongside words from previous weeks' learning and those in the National Curriculum's statutory lists. The number of words depends on the year group.

We use the Spelling Bee as a teaching point. The class discuss the patterns, how they are applied in each word and learn to make corrections as they check their own spellings.





Spelling Curriculum:

Information for Parents

Helping at Home

It is our job to teach children to spell at school. We practise many times over the course of a week. However, the more times your child encounters spelling patterns and different words, the stronger their word knowledge will become and the more confident they will feel. Each week, an 'Information for Parents' sheet is sent home which explains the spelling pattern and gives some examples of words which follow these patterns.

Here are some tips for supporting your child's spelling development:

Create a spelling routine

Find a time that suits you and your child to practise. This could be during breakfast, in the car, after school, each time they walk up the stairs or even in the bath!

Use your senses

Encourage your child to engage with their spelling words using different senses. Reading the example words together first helps the children to make a connection between how the word looks and how it sounds. Following this, they could practise by reading the words, writing the words, spelling them aloud or listening to an adult spell them aloud. They could make a movement for each letter, such as stamping or clapping.

Make it fun

Turn spelling practice into a game! You can use apps, online games or even make your own board games. You could turn it into a competition or play a spelling-themed scavenger hunt around the house to make the experience enjoyable!

Practise in different ways

Some different ways to practise spellings include:

- ABC order:** Write out the example words in alphabetical order
- Rainbow writing:** Write the words in different colours
- Mnemonics:** Come up with your own way of remembering the spelling (e.g. I do not beLIEve a LIE).
- Silly sentences:** Use each spelling word in a silly sentence.
- Find the tricky bit:** Write out the words and highlight or underline the tricky bit in a different colour
- Syllable spelling:** Clap out the syllables and write each part at a time.

Explore the pattern

Take time to search for different words that follow the pattern using a children's dictionary (book or online!). Practising with different words helps children to embed the pattern rather than just learning a single word.

Revisiting words

Keep going back over your child's previous learning, particularly the statutory words (Year 1/2 common exception words, Y3/4 or Y5/6 words).

Celebrate progress

Spelling words in the English language is tricky! Praise your child for their effort and improvements, be patient and offer support when needed.

